



1. TECHNICAL SPECIFICATIONS – DMM FUNCTIONS

Accuracy is indicated as \pm [% readings + (no. of digits*resolution)] at 23°C \pm 5°C, relative humidity <70%HR

DC/AC TRMS VOLTAGE (Autorange)

Range	Resolution	DC Accuracy	Accuracy (30 ÷ 70Hz)	Accuracy (70 ÷ 400Hz)	Input impedance
1.0 ÷ 999.9mV	0.1mV	$\pm(0.5\%rdg+2dgt)$	$\pm(1.0\%rdg+2dgt)$	$\pm(2.0\%rdg+2dgt)$	1M Ω
1.000 ÷ 9.999V	0.001V				
10.00 ÷ 99.99V	0.01V				
100.0 ÷ 605.0V	0.1V				

AC/DC VOLTAGE: MAX / MIN / AVG / PEAK

Function	Range	Resolution	Accuracy	Response time
MAX, MIN, AVG	1.0mV ÷ 999.9mV	0.1mV	$\pm(5.0\%rdg + 10dgt)$	500ms
	1.000V ÷ 9.999V	1mV		
	10.00V ÷ 99.99V	10mV		
	100.0V ÷ 605.0V	100mV		
PEAK	10.0mV ÷ 999.9mV	0.1mV		1ms
	1.000V ÷ 9.999V	1mV		
	10.00V ÷ 99.99V	10mV		
	100.0V ÷ 605.0V	100mV		

DC/AC CURRENT TRMS (with external clamp)

Range	Resolution	DC Accuracy	Accuracy (30 ÷ 70Hz)	Accuracy (70 ÷ 400Hz)	Crest factor	Overload protection
1.0 ÷ 999.9mV	0.1mV	$\pm(0.5\%rdg+2dgt)$	$\pm(1.0\%rdg+2dgt)$	$\pm(2.0\%rdg+2dgt)$	3	605Vrms max
1.000 ÷ 1.200V	1mV				1.5	

Note: accuracy indicated don't consider clamp accuracy. Please refer also to transducers clamp user's manual.

AC/DC CURRENT: MAX / MIN / AVG / PEAK (with external clamp)

Function	Range	Resolution	Accuracy	Response time	Overload protection
MAX, MIN, AVG	1.0mV ÷ 999.9mV	0.1mV	$\pm(5.0\%rdg+10dgt)$	500 ms	605Vrms max
	1.000V ÷ 1.200V	1mV			
PEAK	10.0mV ÷ 999.9mV	0.1mV		1ms	
	1.000V ÷ 3.000V	1mV			

RESISTANCE AND CONTINUITY TEST

Range	Resolution	Accuracy	Continuity test	Overload protection
0.00 Ω ÷ 39.99 Ω	0.01 Ω	$\pm(1.0\%rdg+5dgt)$	R \leq 40 Ω	605Vrms max for 1 minute
40.0 Ω ÷ 399.9 Ω	0.1 Ω			
400 Ω ÷ 3999 Ω	1 Ω			
4.00k Ω ÷ 39.99k Ω	10 Ω			

FREQUENCY (with test leads)

Range	Resolution	Accuracy	Input voltage	Overload protection
30.0 ÷ 199.9Hz	0.1Hz	$\pm(0.5\%rdg+2dgt)$	1.0mV ÷ 605V	605Vrms max
200 ÷ 400Hz	1Hz			

FREQUENCY (with external clamp)

Range	Resolution	Accuracy	Input voltage	Overload protection
30.0 ÷ 199.9Hz	0.1Hz	$\pm(0.5\%rdg+2dgt)$	1.0mV ÷ 1.000V	605Vrms max
200 ÷ 400Hz	1Hz			



2. TECHNICAL SPECIFICATIONS – VERIFY TESTS & LAN TEST

Continuity test on protective and equalizing conductors

Range (Ω)	Resolution (Ω)	Accuracy	Overload protection
0.01 ÷ 19.99	0.01	$\pm(5.0\%rdg + 3dgt)$	605Vrms max
20.0 ÷ 99.9	0.1		

Test current: > 200mA DC for $R \leq 5\Omega$ (included calibration); Resolution on current measurement: 1mA
 Open-circuit voltage: $4V \leq V_0 \leq 24V$



Insulation Resistance

Range (M Ω)	Resolution (M Ω)	Accuracy	Overload protection
0.00 ÷ 19.99	0.01	$\pm(5.0\%rdg + 2dgt)$	605Vrms max
20.0 ÷ 199.9	0.1		
200 ÷ 999	1	$\pm(10.0\%rdg + 2dgt)$	

Test Voltage: 500V DC
 Test voltage accuracy: $-0\% \div +10\% rdg$
 Short circuit current: <3.0mA
 Nominal test current: 1mA @ 1k Ω x Vnom ; 1mA @ 500 k Ω

Tripping time test for RCD type AC and A

Range (ms)	Resolution (ms)	Accuracy	Overload protection
2 ÷ 300	1	$\pm(2.0\% rdg + 2dgt)$	605Vrms max

Nominal trip-out currents: 30mA, 30x5mA, 100mA, 300mA (Type AC), 30mA (Type A)
 RCD type: AC () , A () , General
 Phase-Earth / Phase-Neutral voltage: 100V ÷ 265V
 Frequency: 50Hz \pm 0.5Hz / 60Hz \pm 0.5Hz

Tripping current test for RCD type AC and A

RCD Type	I Δ N	Range I Δ N [mA]	Resolution	Accuracy
AC, A (General)	30mA	6.0 ÷ 33.0	0.5mA	- 0%, +10%I Δ N

Phase-Earth / Phase-Neutral voltage: 100V ÷ 265V
 Frequency: 50Hz \pm 0.5Hz / 60Hz \pm 0.5Hz

Global Earth Resistance

Test current	Range (Ω)	Resolution (Ω)	Accuracy	Overload protection
15mA	1 ÷ 1999	1	$\pm(5.0\% rdg + 2dgt)$	605Vrms max
100mA	0.1 ÷ 199.9	0.1	$\pm(5.0\% rdg + 3dgt)$	

Phase-Earth voltage: 110V ÷ 265V
 Frequency: 50Hz \pm 0.5Hz / 60Hz \pm 0.5Hz
 Limit contact voltage: 50V

Phase sequence / conformity

Type of measure	Voltage range (V)	Frequency range (Hz)	System type
1 Wire	90 ÷ 315 (Phase – Earth)	45 ÷ 65	up to 315 (Phase – Earth) up to 550V (Phase – Phase)
2 Wire	110 ÷ 315 (Phase – Neutral)	45 ÷ 65	up to 315 (Phase – Earth) up to 550V (Phase – Phase)

Max crest factor :1.5

NOTE: the two-wire measurement can be performed also phase to phase in plants without neutral, even with one phase to earth, but always with phase to phase voltage up to 550V

Wire mapping test on LAN networks (RJ45)

Length of the cable: 1÷100m
 Remote units recognized: max 8 units
 Wire mapping detected conditions: OPEN Pairs, REVERSED pairs, SHORT pairs, SPLIT pairs, CROSSED pairs, MISWIRING
 Reference standard: TIA568B (UTP/STP)



3. GENERAL SPECIFICATIONS

DISPLAY:

Features:	Dual numeric, 9999 points
Display update:	2 times/sec
Visible area:	73x73 mm

POWER SUPPLY:

Batteries:	4 batteries 1.5V type LR6-AA-AM3-MN 1500
------------	--

ELECTRICAL FEATURES:

Conversion:	AC 16 Bit, TRMS
Sample frequency:	64 sample/period

MECHANICAL FEATURES:

Dimensions (L x W x H):	240 x 100 x 45mm
Weight (included batteries):	approx 630 g

ENVIRONMENTAL CONDITIONS:

Reference temperature:	23°C ± 5°C
Working temperature:	0° ÷ 40°C
Allowed relative humidity:	<70%HR
Storage temperature:	-10 ÷ 60°C
Storage humidity:	< 70%HR

TEST VERIFIES REFERENCE STANDARDS:


Continuity test with 200mA:	IEC/EN61557-4
Insulation resistance:	IEC/EN61557-2
Global earth resistance:	IEC/EN61557-3
RCDs test:	IEC/EN61557-6
Phase sequence indication:	IEC/EN61557-7

REFERENCE STANDARDS:

Safety of measuring instruments:	IEC/EN61010-1 + A2(1997)
Product type standard:	IEC/EN61557-1, 2, 3, 4, 6,7
Insulation:	double insulation
Pollution degree:	2
Overvoltage category:	CAT III 550V AC Phase - Ground CAT III 550V AC Phase - Phase
Max height of use:	2000m

This instrument complies with the requirements of the European 2006/95/EEC (LVD) and EMC 2004/108/EEC

Service van EURO-INDEX b.v.



EURO-INDEX b.v. verleent service op alle meetinstrumenten uit haar leveringspakket en biedt de faciliteiten, kennis en hoog gekwalificeerd personeel voor (preventief) onderhoud, reparatie en kalibratie van uw meetinstrumenten.

Geautoriseerd Service Centrum

EURO-INDEX b.v. is van alle vertegenwoordigde merken een Geautoriseerd Service Centrum.

Dit betekent dat uw instrumenten worden behandeld door goed opgeleid en kundig personeel, dat beschikt over de juiste gereedschappen en software. Er worden uitsluitend originele onderdelen toegepast en de garantie van uw instrument, evenals de certificering (ATEX, EN50379, etc.) blijven intact.

Service en kalibratielaboratorium

EURO-INDEX b.v. beschikt over een bijzonder modern service- en kalibratielaboratorium met RvA accreditatie naar NEN-EN-ISO/IEC 17025. Deze accreditatie geldt voor verschillende grootheden, zoals gespecificeerd in de scope bij accreditatienummer K105.



Bekijk de video en ontdek alles over KWS

KWS®

KWS is een uniek servicesysteem voor uw meetinstrumenten met periodiek onderhoud en kalibratie. Veel zaken worden voor u geregeld, zodat u zonder zorgen gebruik kunt maken van uw meetinstrumenten. De kosten zijn laag en voorspelbaar.

Digitale toegang tot uw kalibratiecertificaten met Mijn KWS

Via het Mijn KWS webportal heeft u altijd en overal beschikking over uw kalibratiecertificaten en gerelateerde documenten.

Verhuur van meetinstrumenten

- Uitgebreid assortiment
- Deskundig advies
- Instrumenten worden geleverd met accessoirepakket en herleidbaar kalibratiecertificaat

EURO-INDEX Academy

- Producttrainingen (individueel en klassikaal)
- Seminars
- Demonstratie- en instructievideo's



Servicebalie



Kalibratie rookgasanalyse



Seminars en workshops



Kalibratie thermografie

Wijzigingen voorbehouden EURO-INDEX® NL 16003



NEderland
Rivium 2e straat 12
2909 LG Capelle a/d IJssel
T: 010 - 2 888 000
F: 010 - 2 888 010
verkoop@euro-index.nl
www.euro-index.nl



BELGIË
Leuvensesteenweg 607
1930 Zaventem
T: +32 - (0)2 - 757 92 44
F: +32 - (0)2 - 757 92 64
info@euro-index.be
www.euro-index.be