

QRG

FLUKE

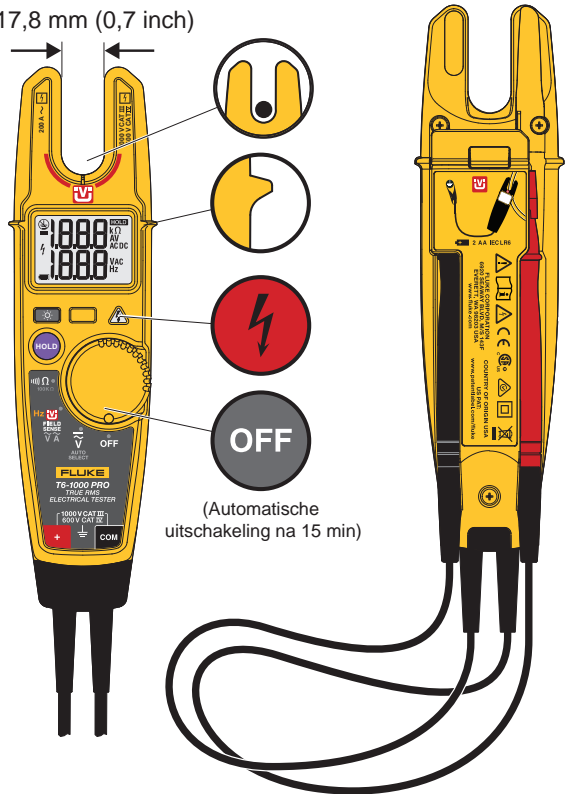
True
RMS

T6-1000 PRO Electrical Tester with FieldSense Technology

Zie Veiligheidsinformatie

Ga naar www.fluke.com om uw product te registreren en voor meer informatie of om deze beknopte handleiding te downloaden in andere talen. Algemene veiligheidsinformatie vindt u in het gedrukte veiligheidsinformatiedocument dat bij het product wordt geleverd. Waar van toepassing wordt specifieke veiligheidsinformatie vermeld. De volledige specificaties vindt u op www.fluke.com.

17,8 mm (0,7 inch)

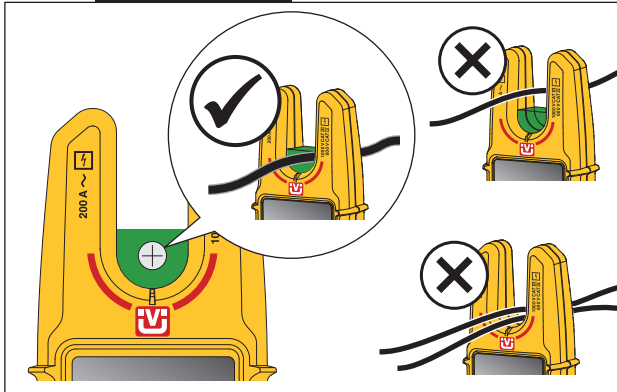


Pictogrammen

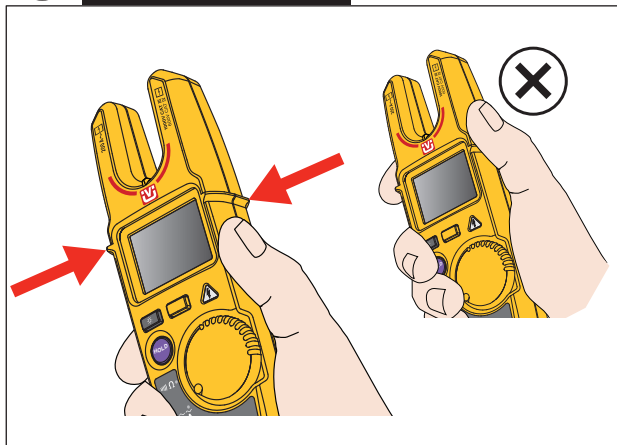
	Gevaarlijke spanning 30 V.
	Test met vork en aardprobe of krokodillenklem.
	Volledig opgeladen batterij.
	Batterij bijna leeg. Vervangen.
	Achtergrondverlichting
	Test met probes.
	Geen aardaansluiting.



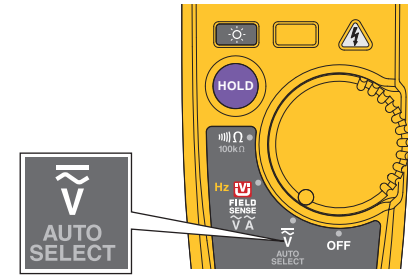
Draadpositie



Vingerbescherming

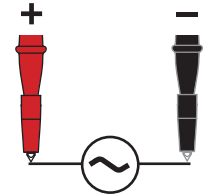


1



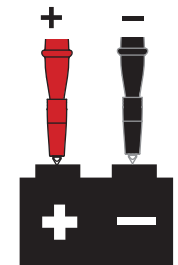
2A

\tilde{V} (AC)

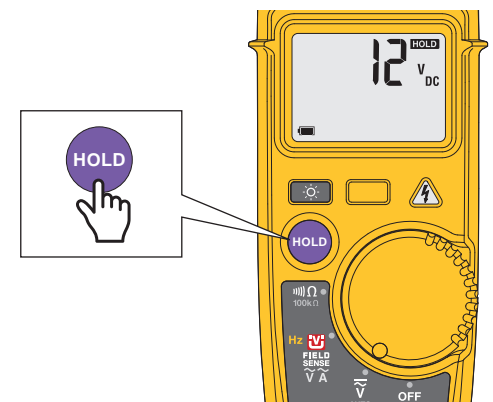


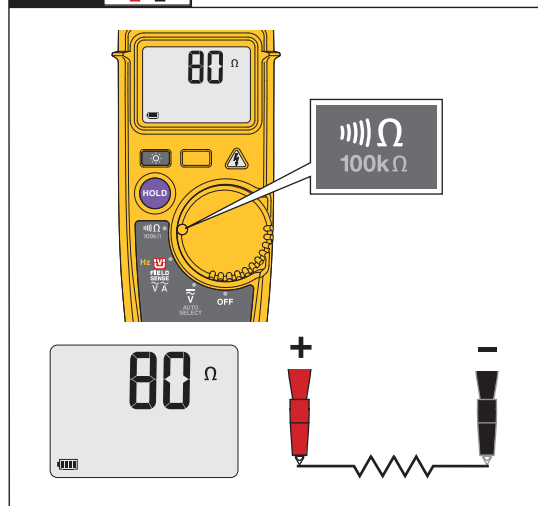
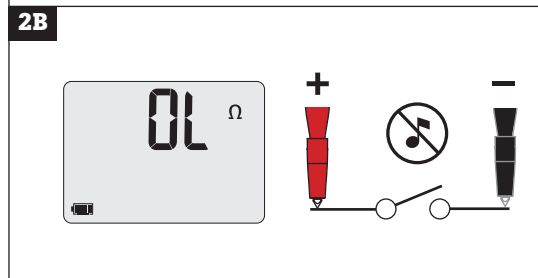
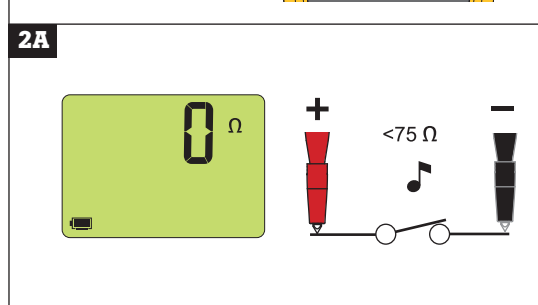
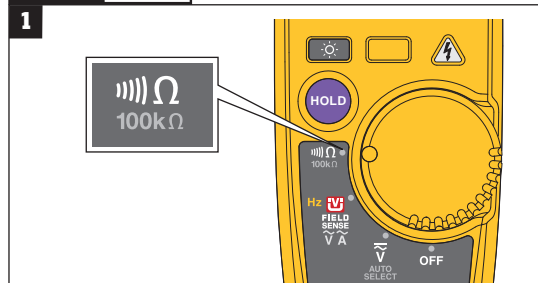
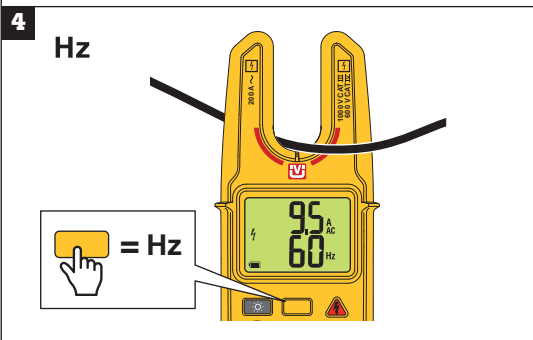
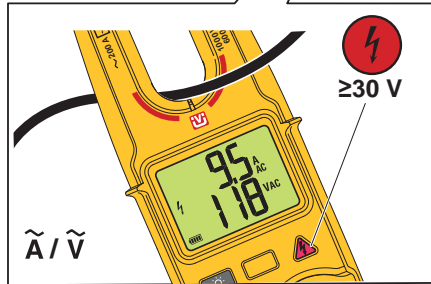
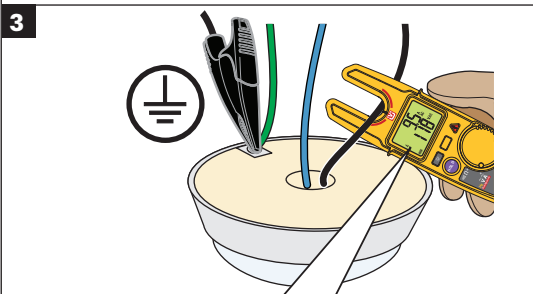
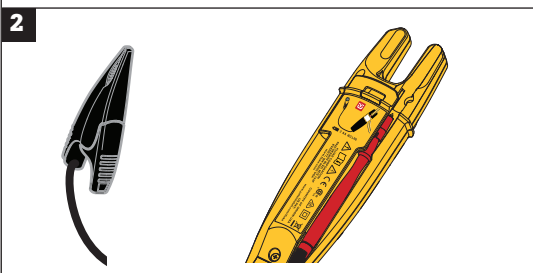
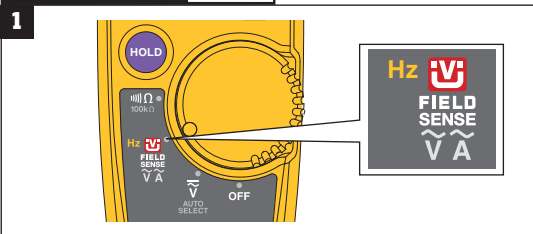
2B

\bar{V} (DC)

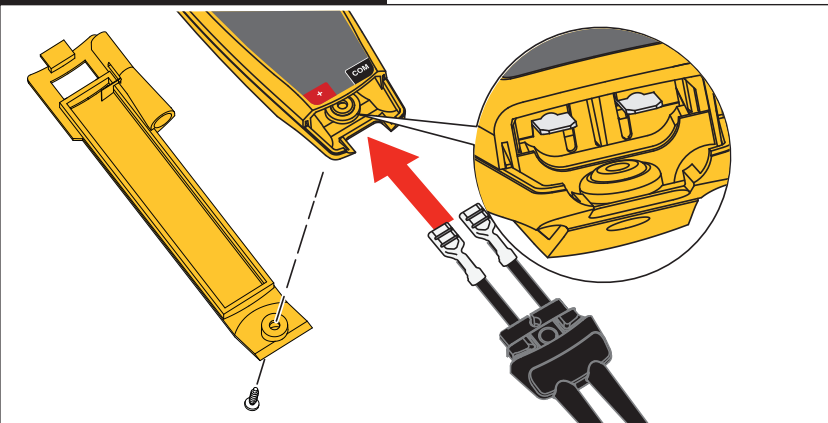


HOLD





Meetsnoer vervangen



Vervangingsonderdelen

Meetsnoerenset (T5-RLS) Vervang uitsluitend door dubbel geïsoleerde meetsnoeren van Fluke.	PN 4462973
TP1 enkele probe, platte pen, rood	PN 648128
TP1 enkele probe, platte pen, zwart	PN 648102
TP38 enkele probe, ronde pen, rood	PN 1276841
TP38 enkele probe, ronde pen, zwart	PN 1276852
Batterijklep	PN 5132103
Schroef van batterijklep	PN 1618578
AC285 Krokodillenklem	PN 1610159
H-T6 Riemholster	PN 4910585

