

### FOR USE BY COMPETENT PERSONS

Anyone using this instrument should be knowledgeable and trained about the risks involved with measuring voltage, especially in an industrial setting, and the importance of taking safety precautions and of testing the instrument before and after using it to ensure that it is in good working condition.

### Read First: Safety Information

#### ⚠️⚠️ Warning

To prevent possible electric shock or personal injury:

- Read all safety information before you use the Product.
- Do not rely on the Tester to detect the presence or absence of voltage on a conductor for safety purposes. A single pole non-contact voltage detector such as this Tester is NOT suitable to determine if a circuit is hazardous. A volt meter or 2-pole voltage detector is necessary to confirm the absence of hazardous voltage prior to commencing work
- Hold the Product behind the tactile barrier.
- Do not use the Product around explosive gas, vapor, or in damp or wet environments.
- Replace all alkaline batteries with fresh batteries of the same manufacturer and type to prevent battery leakage.
- Remove the alkaline batteries if the Product is not used for an extended period of time, or if stored in temperatures above 50 °C. If the batteries are not removed, battery leakage may result.
- Repair the Product before use if the battery leaks. Battery leakage may create a shock hazard or damage the Product.
- Alkaline batteries contain hazardous chemicals that can cause burns. If exposure to chemicals occurs, clean with water and get medical aid.
- If the Tester is used in a manner not specified by the manufacturer, protection provided by the Tester may be affected.
- Do not use if VoltBeat is not flashing.
- Test on a known live source within the rated ac voltage range of the product, both before and after use to ensure unit is in good working condition.
- When using the Tester, if tip does not glow, voltage could still be present. The Tester indicates active voltage in the presence of AC electric fields of sufficient strength emanating from the conductor. If the field strength is low, the Tester may not provide indication of live voltages. Lack of an indication occurs if the Tester is unable to sense the presence of the electric field which may be influenced by several factors including, but not limited to:
  - Shielded wire/cables
  - Thickness and type of insulation
  - Distance from the voltage source
  - Fully-isolated users that prevent an effective ground
  - Receptacles in recessed sockets/ differences in socket design
  - Condition of the Tester and Batteries
- Do not use if the Tester appears damaged or if the Tester is not operating properly. Specifically examine the probe tip for cracks or breakage before use. If in doubt, have the Tester serviced.
- Do not apply more than the rated voltage as marked on the Tester.
- Use caution with voltages above 30 V ac as a shock hazard may exist.
- Comply with local and national safety codes. Use personal protective equipment (approved rubber gloves, face protection, and flame-resistant clothes) to prevent shock and arc blast injury where hazardous live conductors are exposed.

#### Safety

General: IEC 61010-1: Pollution Degree 2

Measurement: IEC 61010-2-030: CAT IV 1000 V

**Electromagnetic Environment:** IEC 61326-1: Portable Electromagnetic Environment; CISPR 11: Group 1, Class B

**Electromagnetic Compatibility:** Applies to use in Korea only. Class A Equipment (Industrial Broadcasting & Communication Equipment) <sup>[1]</sup>

[1] This product meets requirements for industrial (Class A) electromagnetic wave equipment and the seller or user should take notice of it. This equipment is intended for use in business environments and is not to be used in homes.

**Voltage Detection Range:** 90 V ac to 1000 V ac

**Operating/Storage Temperature:** -10 °C to 50 °C

**Operating Relative Humidity:**






0 % to 95 %.....0 °C to 30 °C

0 % to 75 %.....30 °C to 40 °C

0 % to 45 %.....40 °C to 50 °C

**Altitude:** 2000 m

### Symbols

	Consult user documentation.
	WARNING. HAZARDOUS VOLTAGE. Risk of electric shock.
	WARNING. RISK OF DANGER.
	Double Insulated
	This product complies with the WEEE Directive marking requirements. The affixed label indicates that you must not discard this electrical/electronic product in domestic household waste. Product Category: With reference to the equipment types in the WEEE Directive Annex I, this product is classed as category 9 "Monitoring and Control Instrumentation" product. Do not dispose of this product as unsorted municipal waste.
<b>CAT IV</b>	Measurement Category IV is applicable to test and measuring circuits connected at the source of the building's low-voltage MAINS installation.

### Cleaning

Clean with damp cloth.

### Operating Instructions

The product is always on and ready to use, subject to battery and Tester condition.

### Checking Battery and Tester

Push the Battery Check Button. If the tip glows, the batteries are good and the Tester is operational. If the tip does not glow, replace batteries with two AAA (LR3) batteries. If the Tester still does not function, have it serviced.

#### Caution

**Remove the batteries if the Product is not used for an extended period of time, or if stored in temperatures above 50 °C. If the batteries are not removed, battery leakage can damage the Product.**

### Checking for AC Voltage

Placing the tip of the Tester near an ac voltage (within the specified range of the Tester) produces a steady glow at the tip.

### Contact Fluke

Fluke Corporation operates worldwide. For local contact information, go to our website: [www.fluke.com](http://www.fluke.com)

To register your product, view, print, or download the latest manual or manual supplement, go to our website.

Fluke Corporation  
P.O. Box 9090  
Everett, WA 98206-9090  
+1-425-446-5500

Fluke Europe B.V.  
P.O. Box 1186  
5602 BD Eindhoven  
The Netherlands

[fluke-info@fluke.com](mailto:fluke-info@fluke.com)

### LIMITED WARRANTY AND LIMITATION OF LIABILITY

This Fluke product will be free from defects in material and workmanship for two years from the date of purchase. This warranty does not cover fuses, disposable batteries, or damage from accident, neglect, misuse, alteration, contamination, or abnormal conditions of operation or handling. Resellers are not authorized to extend any other warranty on Fluke's behalf. To obtain service during the warranty period, contact your nearest Fluke authorized service center to obtain return authorization information, then send the product to that Service Center with a description of the problem.

THIS WARRANTY IS YOUR ONLY REMEDY. NO OTHER WARRANTIES, SUCH AS FITNESS FOR A PARTICULAR PURPOSE, ARE EXPRESSED OR IMPLIED. FLUKE IS NOT LIABLE FOR ANY SPECIAL, INDIRECT, INCIDENTAL OR CONSEQUENTIAL DAMAGES OR LOSSES, ARISING FROM ANY CAUSE OR THEORY. Since some states or countries do not allow the exclusion or limitation of an implied warranty or of incidental or consequential damages, this limitation of liability may not apply to you.