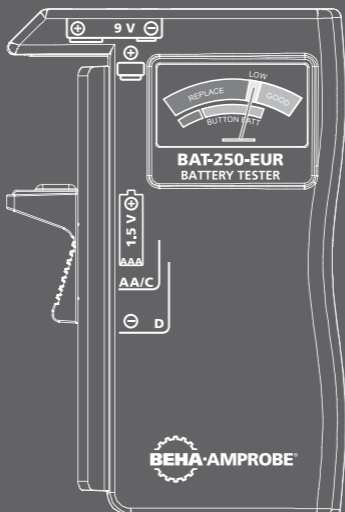




# BAT-250-EUR

## Battery Tester



US

DE

FR

ES

FI

PL



# **BAT-250-EUR**

## **Battery Tester**

### **Users Manual**

**English**

12/2014, 6004411 A  
©2014 Beha-Amprobe.  
All rights reserved. Printed in China

### **Limited Warranty and Limitation of Liability**

Your Amprobe product will be free from defects in material and workmanship for one year from the date of purchase, unless local laws require otherwise. This warranty does not cover fuses, disposable batteries or damage from accident, neglect, misuse, alteration, contamination, or abnormal conditions of operation or handling. Resellers are not authorized to extend any other warranty on the behalf of Amprobe/Beha-Amprobe. To obtain service during the warranty period, return the product with proof of purchase to an authorized Amprobe/Beha-Amprobe Service Center or to an Amprobe/Beha-Amprobe dealer or distributor. See Repair Section for details. THIS WARRANTY IS YOUR ONLY REMEDY. ALL OTHER WARRANTIES - WHETHER EXPRESS, IMPLIED OR STATUTORY - INCLUDING IMPLIED WARRANTIES OF FITNESS FOR A PARTICULAR PURPOSE OR MERCHANTABILITY, ARE HEREBY DISCLAIMED. MANUFACTURER SHALL NOT BE LIABLE FOR ANY SPECIAL, INDIRECT, INCIDENTAL OR CONSEQUENTIAL DAMAGES OR LOSSES, ARISING FROM ANY CAUSE OR THEORY. Since some states or countries do not allow the exclusion or limitation of an implied warranty or of incidental or consequential damages, this limitation of liability may not apply to you.

### **Repair**

All test tools returned for warranty or non-warranty repair or for calibration should be accompanied by the following: your name, company's name, address, telephone number, and proof of purchase. Additionally, please include a brief description of the problem or the service requested and include the test leads with the meter. Non-warranty repair or replacement charges should be remitted in the form of a check, a money order, credit card with expiration date, or a purchase order made payable to Amprobe/Beha-Amprobe.

### **In-Warranty Repairs and Replacement – All Countries**

Please read the warranty statement and check your battery before requesting repair. During the warranty period any defective test tool can be returned to your Amprobe/Beha-Amprobe distributor for an exchange for the same or like product.

### **Non-warranty Repairs and Replacement – United States and Canada**

Non-warranty repairs in the United States and Canada should be sent to an Amprobe Service Center. Call Amprobe or inquire at your point of purchase for current repair and replacement rates.

USA:

Amprobe

Everett, WA 98203

Tel: 877-AMPROBE (267-7623)

Canada:

Amprobe

Mississauga, ON L4Z 1X9

Tel: 905-890-7600

### **Non-Warranty Repairs and Replacement – Europe**

European non-warranty units can be replaced by your Beha-Amprobe distributor for a nominal charge. Please check the "Where to Buy" section on beha-amprobe.com for a list of distributors near you.

European Correspondence Address\*

Beha-Amprobe®

Beha-Amprobe GmbH

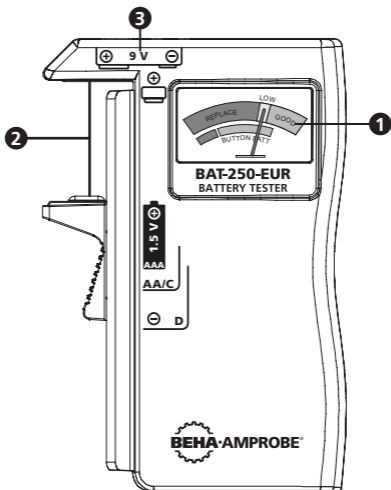
In den Engematten 14

79286 Glottertal, Germany

Tel.: +49 (0) 7684 8009 - 0

\*(Correspondence only – no repair or replacement available from this address. European customers please contact your distributor.)

## BAT-250-EUR Battery Tester



- ① Battery condition display
- ② 1.5 V battery test terminal
- ③ 9 V battery test terminal

### SYMBOLS

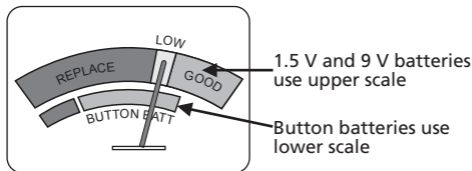
	Caution! Refer to the explanation in this Manual
	Complies with European Directives
	Conforms to relevant Australian standards.
	Do not dispose of this clamp meter as unsorted municipal waste. Contact a qualified recycler for disposal.




## **⚠ WARNING and PRECAUTIONS**

- Do not operate this instrument in the presence of gasoline, natural gas, propane, or in other combustible atmospheres.
- The BAT-250-EUR is intended to indicate general battery condition and will not predict remaining battery life.
- Test only ONE battery at a time.
- For indoor use only. Do not modify or disassemble.
- To verify the battery tester's operation, first test on a new, fully charged battery.
- Keep test time as short as possible to avoid unnecessary battery drain.

## **OPERATION**

### **Reading The Meter**



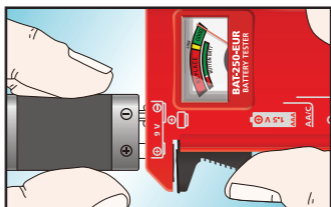
 Red	REPLACE: Battery is weak and should be replaced.
 Yellow	LOW: Limited power left in the battery. Replacement is recommended.
 Green	GOOD: Battery is fully charged with adequate power.

## **⚠ Caution**

- Insert a new battery in the Tester to ensure accurate operation before battery tests.
- To test the battery, note the polarity sign marked in the Tester then hold the battery as appropriate (see examples at right).



Testing 1.5 V battery (AAA, AA, C, D)



Testing 9-volt battery



Testing 1.5 V button / watch battery

**Testing capability (battery sizes):** 9 V, AAA, AA, C, D and 1.5 V button/coin/watch battery.



## **Visit [beha-amprobe.com](http://beha-amprobe.com) for**

- **Catalog**
- **Application notes**
- **Product specifications**
- **User manuals**

### **Beha-Amprobe®**

[beha-amprobe.com](http://beha-amprobe.com)

In den Engematten 14

79286 Glottertal, Germany

Tel.: +49 (0) 7684 8009 - 0



Please  
Recycle